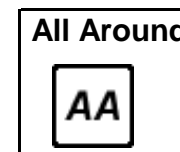
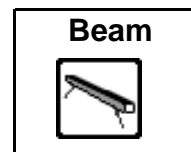
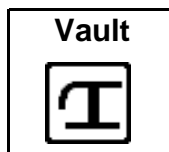


## 2013 British Teams Women's Artistic

No	Name	Club	Team	Comp	D	VT			D	UB			D	BB			D	FX			AA	
62	Ruby	Harrold	The Academy	The Academy	British Teams	5.0	13.950	5	=	6.2	14.200	1	5.0	11.900	18	=	5.4	12.750	10	=	52.800	1
39	Kelly	Simm	Dynamo	Dynamo	British Teams	5.0	14.050	2		5.4	12.500	8	5.0	12.600	4		5.3	13.400	2		52.550	2
27	Georgina	Hockenhull	Park Wrekin	Park Wrekin A	British Teams	5.0	13.700	10		5.2	13.050	3	4.9	12.350	9		5.3	13.250	6		52.350	3
75	Lorah	James	Heathrow	Heathrow	British Teams	5.0	13.950	5	=	4.5	12.200	14	4.7	12.750	3		5.2	13.350	3	=	52.250	4
68	Elissa	Downie	Notts	Notts	British Teams	5.0	14.100	1		5.2	12.850	5	5.5	11.550	21	=	5.4	13.350	3	=	51.850	5
28	Rhyannon	Jones	Park Wrekin	Park Wrekin A	British Teams	5.0	14.000	3	=	4.8	13.000	4	5.1	11.500	24	=	5.2	13.200	7		51.700	6
67	April	Maslen	The Academy	The Academy	British Teams	5.0	13.550	11		4.8	12.450	10	4.9	12.950	2		4.3	11.700	32	=	50.650	7
33	Amy	Tinkler	South Durham	South Durham	British Teams	5.3	12.850	24	=	4.5	12.450	10	5.2	11.450	26	=	5.5	13.650	1		50.400	8
73	Niamh	Rippin	Notts	Notts	British Teams	5.0	13.950	5	=	4.3	12.800	6	4.8	11.200	34		5.2	12.300	19		50.250	9
77	Charlotte	Lindsley	Heathrow	Heathrow	British Teams	4.4	13.200	18	=	4.9	11.650	19	4.7	12.550	5		4.2	12.350	17	=	49.750	10
37	Jade	Armstrong	South Durham	South Durham	British Teams	5.0	13.400	12	=	4.6	12.050	15	4.4	10.800	37	=	5.1	13.100	8		49.350	11
29	Georgina	Clements	Park Wrekin	Park Wrekin A	British Teams	5.0	13.400	12	=	5.0	11.800	17	4.8	11.400	28	=	5.1	12.650	12		49.250	12
7	Cara	Kennedy	Glasgow	Glasgow	British Teams	4.4	13.200	18	=	2.8	10.650	26	4.5	12.300	10		4.9	12.450	15		48.600	13
44	Laura	Edwards	Dynamo	Dynamo	British Teams	5.0	14.000	3	=	5.7	12.250	13	4.3	11.500	24	=	4.7	10.850	40	=	48.600	13
36	Claudia	Barkes	South Durham	South Durham	British Teams	4.4	13.300	16	=	4.2	10.800	24	4.7	12.100	13	=	4.3	12.350	17	=	48.550	15
2	Georgina	Harris	Manchester	Manchester	British Teams	4.2	12.200	37		4.4	11.300	22	4.7	12.050	15	=	4.7	12.600	13		48.150	16
54	Rebecca	Jones	Park Wrekin	Park Wrekin B	British Teams	4.0	12.850	24	=	2.3	9.950	38	4.5	12.100	13	=	4.5	12.050	23	=	46.950	17
52	Honour	Sheard	Park Wrekin	Park Wrekin B	British Teams	4.0	12.800	28		2.6	10.250	30	3.8	11.800	20		4.0	11.950	28		46.800	18
20	Grace	Harrison	Manx	Manx	British Teams	4.4	13.800	9		3.0	10.150	32	4.2	10.100	41		4.9	12.250	20		46.300	19
14	Tilly	Allen	Huntingdon	Huntingdon	British Teams	4.2	12.400	35		2.3	10.150	32	4.4	12.150	12		4.2	11.500	35	=	46.200	20
22	Tara	Donnelly	Manx	Manx	British Teams	4.4	12.050	40		2.8	10.450	29	3.5	11.300	32	=	4.2	12.000	25	=	45.800	21
17	Lottie	Smith	Huntingdon	Huntingdon	British Teams	3.8	12.150	38		2.8	10.600	27	4.4	11.400	28	=	4.5	11.500	35	=	45.650	22
6	Stefanie	Bowles	Manchester	Manchester	British Teams	4.2	12.550	33		4.3	11.100	23	4.1	10.400	40		4.5	11.300	37		45.350	23
56	Rebecca	Williamson	Park Wrekin	Park Wrekin B	British Teams	4.0	12.100	39		2.6	10.150	32	3.4	10.850	35	=	4.7	12.100	22		45.200	24
50	Maia	Anderson	Tolworth	Tolworth	British Teams	3.8	12.450	34		2.0	10.050	37	4.1	11.350	31		4.0	11.100	38	=	44.950	25
19	Nicole	Burns	Manx	Manx	British Teams	4.0	12.700	29	=	2.3	9.400	40	3.3	10.850	35	=	3.6	11.100	38	=	44.050	26
74	Danusia	Francis	Heathrow	Heathrow	British Teams	0.0	0.000	45	=	4.8	13.250	2	4.7	13.050	1		5.0	13.350	3	=	39.650	27
65	Phoebe	Turner	The Academy	The Academy	British Teams	5.0	13.850	8		0.0	0.000	46	4.7	12.450	7		5.0	13.000	9		39.300	28
21	Aoife	Donnelly	Manx	Manx	British Teams	4.4	13.200	18	=	1.2	7.650	43	3.2	8.100	43		2.8	9.200	45		38.150	29
79	Charlotte	Draycott	Notts	Notts	British Teams	5.0	13.350	14	=	4.6	12.500	8	0.0	0.000	44	=	4.2	11.700	32	=	37.550	30
63	Imogen	Chan	The Academy	The Academy	British Teams	3.8	12.350	36		0.0	0.000	46	5.1	12.200	11		4.9	12.750	10	=	37.300	31
78	Mollie	Payton	Heathrow	Heathrow	British Teams	4.4	13.200	18	=	4.0	11.800	17	0.0	0.000	44	=	4.6	11.850	29	=	36.850	32
48	Heba	Serry	Tolworth	Tolworth	British Teams	4.6	13.350	14	=	0.0	0.000	46	4.3	11.400	28	=	4.2	11.750	31		36.500	33
3	Natasha	Raymund Jayadev	Manchester	Manchester	British Teams	4.2	12.650	31	=	0.0	0.000	46	4.5	11.950	17		4.4	10.850	40	=	35.450	34
49	Emmeline	Anghileri	Tolworth	Tolworth	British Teams	4.2	12.850	24	=	3.1	10.100	36	0.0	0.000	44	=	4.2	11.850	29	=	34.800	35
16	Carrie	Walker	Huntingdon	Huntingdon	British Teams	0.0	0.000	45	=	2.5	10.550	28	4.9	11.900	18	=	3.8	11.550	34		34.000	36
15	Maddy	Young	Huntingdon	Huntingdon	British Teams	4.2	11.800	41		0.0	0.000	46	2.9	9.850	42		3.6	10.100	43		31.750	37
41	Sophie	Barber	Dynamo	Dynamo	British Teams	2.6	10.750	44		0.0	0.000	46	4.3	10.500	39		3.4	9.550	44		30.800	38
51	Ella	Cooper	Park Wrekin	Park Wrekin B	British Teams	4.2	12.850	24	=	3.2	4.750	45	0.0	0.000	44	=	4.5	12.000	25	=	29.600	39
4	Lavinia	Raymund Jayadev	Manchester	Manchester	British Teams	4.6	13.300	16	=	0.0	0.000	46	0.0	0.000	44	=	4.5	12.150	21		25.450	40



55	Eshe	Bernard	Park Wrekin	Park Wrekin A	British Teams	4.4	12.950	23		0.0	0.000	46	=	0.0	0.000	44	=	4.7	12.400	16		25.350	41	
76	Laura	Mitchell	Heathrow	Heathrow	British Teams	4.4	13.100	22		0.0	0.000	46	=	4.8	12.050	15	=	0.0	0.000	46	=	25.150	42	
5	Jade	Stedford	Manchester	Manchester	British Teams	0.0	0.000	45	=	4.9	12.450	10	=	4.7	12.400	8		0.0	0.000	46	=	24.850	43	
72	Nicole	Pavier	Notts	Notts	British Teams	4.2	12.700	29	=	0.0	0.000	46	=	4.8	11.550	21	=	0.0	0.000	46	=	24.250	44	
80	Megan	Parker	Notts	Notts	British Teams	0.0	0.000	45	=	0.0	0.000	46	=	4.5	11.550	21	=	4.5	12.500	14		24.050	45	
47	Amelia	Montague	Tolworth	Tolworth	British Teams	0.0	0.000	45	=	0.0	0.000	46	=	4.1	11.300	32	=	3.4	12.000	25	=	23.300	46	
30	Alice	Kinsella	Park Wrekin	Park Wrekin A	British Teams	0.0	0.000	45	=	4.1	11.650	19	=	4.5	10.800	37	=	0.0	0.000	46	=	22.450	47	
45	Millie	Kennard	Tolworth	Tolworth	British Teams	0.0	0.000	45	=	4.0	10.800	24	=	4.5	11.450	26	=	0.0	0.000	46	=	22.250	48	=
34	Alexandra	Learman	South Durham	South Durham	British Teams	0.0	0.000	45	=	2.6	10.200	31		0.0	0.000	44	=	4.2	12.050	23	=	22.250	48	=
46	Pippa	Earley	Tolworth	Tolworth	British Teams	4.4	11.550	42		2.3	10.150	32	=	0.0	0.000	44	=	0.0	0.000	46	=	21.700	50	
40	Amy	Layzell	Dynamo	Dynamo	British Teams	4.2	12.650	31	=	1.8	7.700	42		0.0	0.000	44	=	0.0	0.000	46	=	20.350	51	
13	Becky	Morris	Huntingdon	Huntingdon	British Teams	2.6	11.000	43		2.5	8.200	41		0.0	0.000	44	=	0.0	0.000	46	=	19.200	52	
43	Danielle	Barnes	Dynamo	Dynamo	British Teams	0.0	0.000	45	=	1.9	6.950	44		0.0	0.000	44	=	3.2	10.150	42		17.100	53	
69	Kirsty	Baldwin	Notts	Notts	British Teams	0.0	0.000	45	=	4.5	12.550	7		0.0	0.000	44	=	0.0	0.000	46	=	12.550	54	
35	Leah	Rockett	South Durham	South Durham	British Teams	0.0	0.000	45	=	0.0	0.000	46	=	4.6	12.500	6		0.0	0.000	46	=	12.500	55	
66	Lucy	Brett	The Academy	The Academy	British Teams	0.0	0.000	45	=	4.5	11.950	16		0.0	0.000	44	=	0.0	0.000	46	=	11.950	56	
64	Maisie	Dodds	The Academy	The Academy	British Teams	0.0	0.000	45	=	4.7	11.400	21		0.0	0.000	44	=	0.0	0.000	46	=	11.400	57	
1	Morgan	Finnegan	Manchester	Manchester	British Teams	0.0	0.000	45	=	3.9	9.550	39		0.0	0.000	44	=	0.0	0.000	46	=	9.550	58	

### Trialist

No	Name	Club	Team	Comp	D	VT			D	UB			D	BB			D	FX			AA		
12	Ellis	O'Reilly	Europa	Trialist	4.4	13.550	1		4.8	11.250	2		5.1	12.600	1		4.6	12.500	2	=	49.900	1	
26	Chantelle	Halford	East London	Trialist	5.0	13.100	4		5.1	12.850	1		4.9	11.400	3		4.8	12.500	2	=	49.850	2	
23	Olivia	Blatch	Loughborough	Trialist	4.6	13.250	3		2.6	9.800	4		3.2	11.450	2		3.3	11.400	4		45.900	3	
18	Rebecca	Hall	Leeds	Trialist	4.4	13.400	2		0.0	0.000	6		4.7	10.950	4		5.0	12.750	1		37.100	4	
24	Louise	Orchard	Loughborough	Trialist	0.0	0.000	5	=	2.7	9.250	5		3.5	10.100	5		4.1	9.650	5		29.000	5	
81	Imogen	Chan	The Academy	Trialist	0.0	0.000	5	=	3.7	11.150	3		0.0	0.000	6		0.0	0.000	6		11.150	6	